

# COVER CROP IN EASTERN CANADA, QUEBEC

For cover crops convention in London  
February 28<sup>th</sup>, 2013



Presented by :

Raymond Durivage  
Daniel Briere agr.



ferme  
**EDPA** inc.  
durivage

























---

# November 18<sup>th</sup>, 2010 Saint-Pie





---

November 18<sup>th</sup>, 2010 Saint-Pie







**Fall 2012**







---

**Do not farm  
naked!**

**Harvest on  
golf green!**













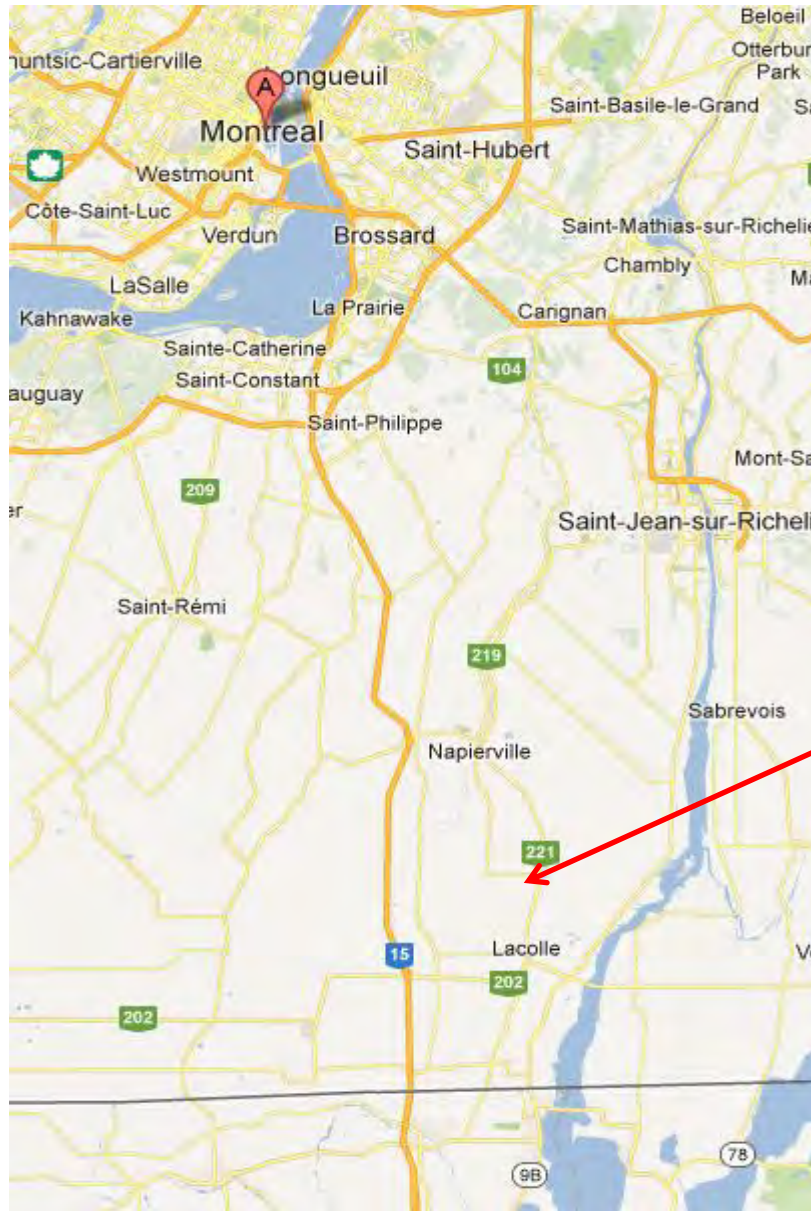












Raymond  
Durivage

13 miles

New York state



---

# Raymond Durivage

- EDPA Farm

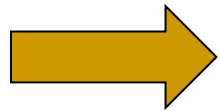
- Family farm : 5<sup>th</sup>, generation of farming

- Located south of Montreal (13 miles north of New-York State)

- In 2010, rewarded as best soil conservation practices by Quebec's agriculture department

---

- 
- 20 years of minimum tillage with special attention to crop rotation and cover crop



Uniform yield even in challenging year (drought wet or cold season)

- In 2005, track were implemented especially at harvest to reduce soil compaction.
  - RTK technology is used to increase efficiency, precision and reduce soil compaction.
-



---

# Crop and animal production

- ❑ Corn: 890 acres
  - ❑ Soybeans: 740 acres
  - ❑ Wheat: 740 acres
  - ❑ Hay: 50 acres
  - ❑ Research : 12 acres
  - ❑ Swine production: 7200 pigs
  - ❑ Genetic bull station
-

---

- **Soil description**

Sandy loam,

Shallow A : 12 inches

- **TYPICAL YIELDS** bu/ac (3 years)


	<u>REGION</u>	<u>FARM</u>
CORN	125	175
SOYA	40	49
WHEAT	47	68

---



## ■ Targeted benefits of cover crop in corn:

- ↓ erosion and soil cover during the off season
- ↓ lost N and K<sub>2</sub>O
- ↑ soil structure → better drainage → ↑ Yield
- Improve environmental impact of corn crop
- ↑ micro organisms activity during longer growing season

A photograph of a cornfield at harvest time. The corn plants are tall and dry, with golden-brown leaves and ears. The field is organized into neat rows. In the background, a line of trees and some farm buildings are visible under a clear sky. A semi-transparent teal box with a black border is positioned in the upper left quadrant, containing text. At the bottom of the frame, the tips of three yellow boots are visible, suggesting the photographer is standing in the field.

*2009! The rye grass  
come back*



# Fall 2011



# SPRING 2012





# SPRING 2012



---

# Management practice in 2009

- Seeding at 4 – 8 leaves of corn
    - 2 methods were evaluated:
      - Broadcast seeding with Delimbe air force seeder
      - Seed mix with liquid pig manure spreader (light incorporation)
-













Excellent stand





June 30<sup>th</sup> : manure ? Seeding.. Uneven density



# Yield (bu/ac) in 2009

Field	machinerie used to seed	Cultivar used e= Ellite m = Mycoger	# of repetition	rye grass rating stand 1 = poor 3 = Ideal	Yeld (bu/ac)	moisture at harvest
102	mc <sup>1</sup>	e	3	1	183	32.6
102	md <sup>2</sup>	e	3	1	201	33.5
102	kc <sup>3</sup>	m	3	1	196	36.8
103	mc	m	2	1	172	38.4
					188	35.3
103	kc	m	2	1.5	191	37.5
103	md	m	2	2	183	37.6
102	kd *	m	2	3	193	37.5
103	kd	m	2	3	180	37.6
					186	37.5

**mc <sup>1</sup>** : Max and tanker  
**md <sup>2</sup>** : Max and Delimbe  
**kc <sup>3</sup>** : comun and tanker  
**kd \*** : comun and Delimde

# Conclusion 2009

- Corn yield :
  - no significant difference with or without rye grass
- Method of seeding
  - Air force seeder was better than applied (incorporated) with liquid pig manure spreader
- Seeding rate was too low at 11 -12 lb/ac

**Rye grass, Biomass : ???**



2009 Season: a small plot of fall  
seeding Mid September !!???





# Survival winter 2009-2010



No permanent  
snow cover



# Survival winter 2009-2010



No permanent  
snow cover

---

# 2010 Management practices

- Seeder used: Delimbe only
  - Rate: 11 and 21 lb/ac
  - Rotation: wheat ➡ Corn with rye grass
-



# Parameters of 2010 trails

- Corn seeded May 12<sup>th</sup>
  - Pi 38N88 (88 days corn)
  - Pi 38N85 (88 days corn)
- Glyphosate vs Integrity (diméthenamide-P 600g/l saflufenacil 68g/l)  
(Frontier® and Eragon®)
  - Rye grass (seeded June 15<sup>th</sup>)
  - Delimbe seeder
- Manure broadcast after rye grass seeding

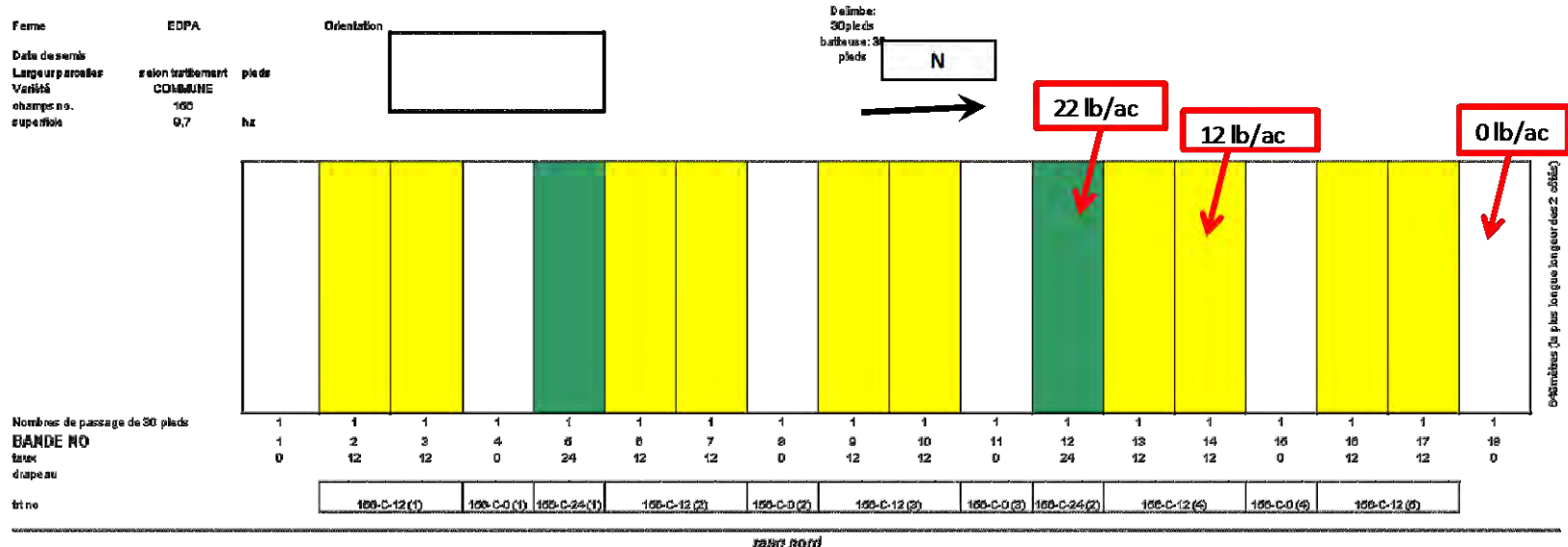
---

# Treatments

- 3 Treatments :
    - ❑ 1 - no rye grass
    - ❑ 2 - 11 lb/ac rye grass
    - ❑ 3 - 22 lb/ac rye grass
-



# Trials display



Description des traitements

traitement n.º	ouverture Delimbe	drapeau
100-C-0	blanc	
100-C-12	orange	
100-C-24	rose	

	nombre de passage	superficie par passage	superficie par traitement
100-C-12	10	0,60000	6,0
100-C-24	5	0,60000	1,2

# Biomass at harvest

- ❑ Superior results with manure at 22 lb/ac
  - ❑ Intermediate results with 11 lb/ac with manure
  - ❑ Poor result at 11 or 22 lb/ac without manure
- 
- Only mineral fertilizer
    - ❑ At 22 lb/ac superior results than at 11 lb/ac
    - ❑ At 11 lb/ac 50/50 results



# Yield (bu/ac) in 2010

Field	seeding rate	# of repetition	rye grass rating*	Yield (bu/ac)	moisture at harves
154	0 lb	3	0	181	17.6
	11 lb	4	1.75	173	17.4
	22 lb	3	2	167	17.1
156	0 lb	3	0	194	18,7
	11 lb	5	1.3	191	18.8
	22 lb	2	2	196	18.9

\* 0 to 3 (3 = ideal stand rye grass)

# Conclusion 2010


- Superior biomass results than 2009 (22 lb/ac)
- Yield:
  - No significant yield difference with rye grass being seeded at early stage of corn...
- Seeder used:
  - Gave more uniform stands than 2009
    - ➡ **Kverneland and Delimbe**



---

# 2011 Trials of rye grass

- Repeated rye grass as a cover crop in corn
  - Yield performance comparison in soybean when rye grass was used as a cover crop in corn the previous year (2010)
-



Grain car







# Yield comparison of soybean in 2011 when seeded where rye grass was used as cover crop in corn in 2010

- Management trials practices 2010
  - Seeding rate rye grass : 22 lb/ac
  - Soil cultivation with Lemken (2")
  - Herbicide used Prowl® and Conquest®
  - Seeding
    - 15 inches row
    - Cultivar: non GMO
    - Seeding date: May 27<sup>th</sup>
    - Fertile soil



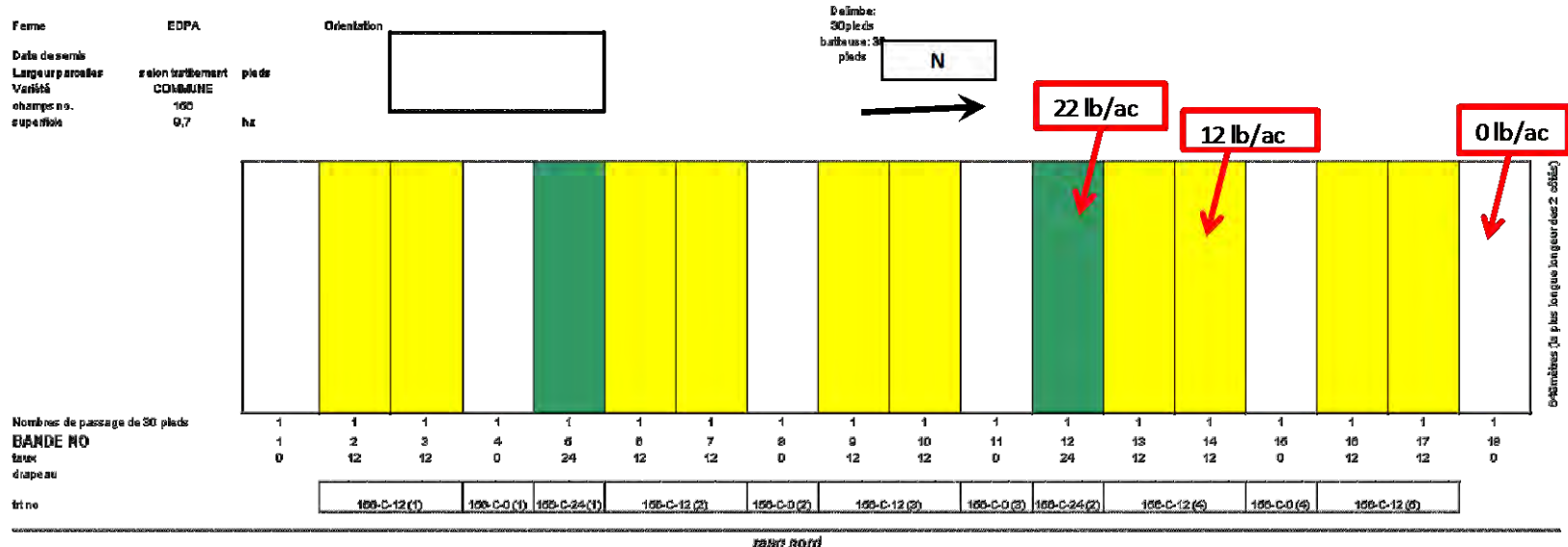
---

# Soybean 2011

## ■ Observation

- Emerging of the seed was tough as one inch of cold rain in 48 hours follow by 13 days without rain

# Trials display



Description des traitements

traitement n.º	ouverture	Delimbe	drapeau
100-C-0		blanc	
100-C-12		orange	
100-C-24		rose	

	nombre de passage	superficie par passage	superficie par traitement
100-C-12	10	0,60000	6,0
100-C-24	5	0,60000	1,2



# Soybean with rye grass : + 4 bu/ac

Fields # 156						
		rep 1	rep 2	mean	Standard deviation	coefficient of variability
yeild bu/ac	rye grass	55	58	56.5	0.12	3%
	check	52	53	52.5	0.07	2%
		rep 1	rep 2	mean	Standard deviation	coefficient of variability
plant/ac 000/ac	rye grass	112	145	128	23.33	18%
	check	126	142	134	11.74	9%
		rep 1	rep 2	mean	Standard deviation	coefficient of variability
Moisture %	rye grass	11	10.6	10.8	0.28	3%
	check	11	10.6	10.8	0.28	3%

# Season 2011





# Cover crop in corn 2011

## ■ New :

- Rate : 22 lb/ac

- Herbicide :

- Integrity (diméthenamide-P 600g/l saflufenacil 68g/l)  
(Frontier® and Eragon®)

- Roundup ( glyphosate)

---

# Management practice in 2011

- Seeding date corn : may 13<sup>th</sup>
  - Seeding of rye grass : June 8<sup>th</sup>
    - Rate : 22 – 23 lb/ac
  - Manure spread after seeding of rye grass
-



# Yield comparison with and without ryegrass in corn (2-6 leaves) in 2011

DEKALB 43-30 (93 days corn)						
trt		rep 1	rep 2	mean	Standard deviation	coefficient of variability
yeild Bus/ac	rye grass	204	NA	<b>204</b>	<b>NA</b>	<b>NA</b>
	Check	194	204	<b>199</b>	<b>0.4</b>	<b>3%</b>

		rep 1	rep 2	mean	Standard deviation	coefficient of variability
plant/ac 000/ac	rye grass	33	34	<b>33.5</b>	<b>0.71</b>	<b>2%</b>
	Check	33	36	<b>34.5</b>	<b>2.12</b>	<b>6%</b>

		rep 1	rep 2	mean	Standard deviation	coefficient of variability
test weight %	rye grass	20.6	NA	<b>20.6</b>	<b>NA</b>	<b>NA</b>
	Check	20.9	20.9	<b>20.9</b>	<b>0</b>	<b>0%</b>

# Biomass vs herbicide used in 2011

- 1- Roundup® (glyphosate)
- 2- Integrity® (diméthenamide-P 600g/l saflufenacil 68g/l) (Frontier® and Eragon®)
- Visual observation : no difference
  - Biomass results (fall):
    - 1- 1240 lb/ac Roundup ( glyphosate)
    - 2- 1767 lb/ac Integrity (diméthenamide-P 600g/l saflufenacil 68g/l) (Frontier® and Eragon®)



# Fertilizer value \$ scavenge with rye grass - 2011

	Nitrogen				Potash				
Biomass T/ac	lb/ac	\$/ac	coeff.	Fertilizer value (2012) \$/ac	lb/ac	\$/ac	coeff.	Fertilizer value (2012) \$/ac	Total \$/ha
1.84	25	12	0.5	6.11	31	12.50	0.9	11.33	17.44
1.76	36	17	0.5	8.50	42	18.00	0.9	15.75	24.29
moy									21

+33% Roots contribution to biomass

Fertilizer value  
compaction  
↑ Yield next year

21 \$/ac  
? \$\$  
? \$\$

21 \$/ac

**\$27/ acre (fall)**

---

# 2012 Success and disappointment

- Surprise:

Winter survival of rye grass seeded in soybean September 9 2011 ( not of clover or tillage radish)

- Disappointment:

Direct seeding in permanent cover crop did not happen

---



# Fertilizer value \$ scavenge with rye grass - 2012

	Corn seeded April 20	Ray grass seeded at 8 leaves stage	Raygrass seeded June 7		Corn reseeded May 25	Raygrass at 2 leaves stage	Raygrass seeded June 7	Total
	Field F				Field H			Field F + H
	0,78t/ac %	0,78t/ac Analyse	0,78t/ac lb/ac	0,78t/ac \$/ac	0,28t/ac %	0,28t/ac lb/ac	0,28t/ac \$/ac	Mean/ac
N	%	2,82%	67 lb/ac	\$40/ac	3,16%	26 lb/ac	\$17/ac	\$28,5/ac
P	%	0,47	8 lb/ac		0,43%	2,6 lb/ac		
K	%	3,75	88 lb/ac	\$40/ac	3,28%	28 lb/ac	\$11/ac	\$25,50
	Total \$80/ac				Total \$28/ac			\$54/ ac

**Note :** Biomass of roots was calculated assuming to be 33% of foliar

Fertilizer value 54\$/ac  
 compaction ? \$\$  
 ↑ Yield next year ? \$\$

54 \$/ac

**\$54/ acre (fall)**

# Rye grass 2011

## Foliar analysis and fertilizer value

# labo		4580	4581
Plot		102, Roundup	103, Integrity
Delever date		18-01-2012	18-01-2012
dry matier	% or ppm		
N	%	2.07	1.98
P	%	0.36	0.31
K	%	2.49	2.42
Ca	%	0.51	0.42
Mg	%	0.15	0.12
Na	ppm	232	186
Zn	ppm	36	27
Cu	ppm	12	11
Mn	ppm	83	61
Fe	ppm	544	401
Bore	ppm	9	8
S	%	0.23	0.21
Al	ppm	333	262



# Rye grass 2012

## Foliar analysis and fertilizer value

# labo		6649	6650
Plot		Rgrass-F	Rgrass-H
Delever date		2012-12-18	2012-12-18
dry matier	% or ppm		
N	%	2,82	3,16
P	%	0,47	0,43
K	%	3,75	3,28
Ca	%	0,52	0,46
Mg	%	0,17	0,17
Na	ppm	858	985
Zn	ppm	58	68
Cu	ppm	18	16
Mn	ppm	44	48
Fe	ppm	277	524
Bore	ppm	3	3
S	%	0,29	0,26
Al	ppm	143	446

**Season 2012 was excellent for rye grass**






A close-up photograph showing a shovel with a wooden handle and a metal blade digging into dark, rich soil. The shovel is positioned diagonally, with the blade partially buried. Above the soil, a clump of green grass is visible, with its roots extending down into the dark earth. The text "Season 2012: Roots at more than 2 feet" is overlaid in white on the lower part of the image.

**Season 2012: Roots at more than 2 feet**

# Season 2012

- Seeding of rye grass at earlier stage of corn (2-6 leaves) = No yield drag
  - Seeder to used:
    - Delimbe broadcast
    - Exacta HL Kverneland (150 acres per day)
-  4 bu/ac on soybean and 9 bu/ac where a light cultivation (Lemken) over rye grass stubs as compare where seeded over bare soil









2012 season



2012 season





Fall 2012





# Conclusion

- In Quebec the enthusiasm and results with rye grass is as much a surprise as when the Leafs beat Montreal 6-0 . The difference with the Leaf is the rye grass will **usually** emerge in spring and as it will not be winter kill



Spring finally!



Questions????

